V1 (10/40)

ESC 1:50

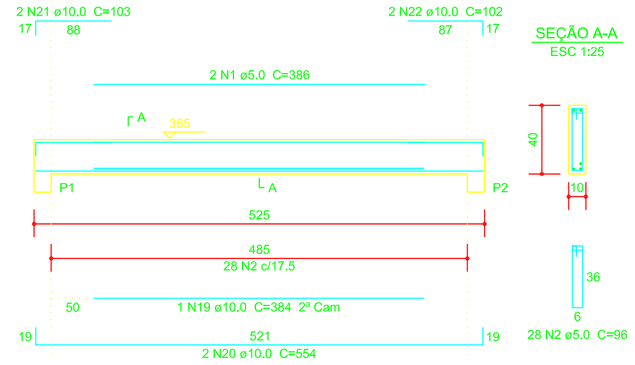

V2 (15/40)

ESC 1:50

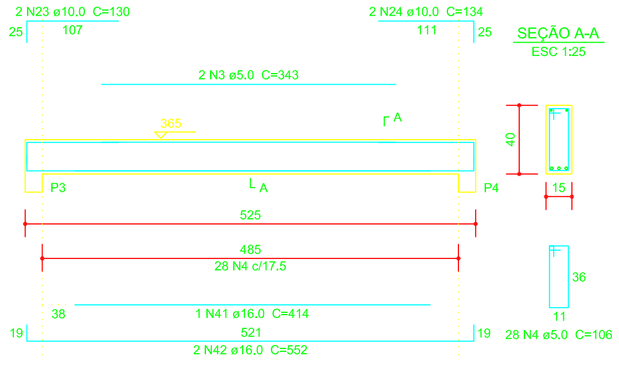

V3 (15/40)

ESC 1:50

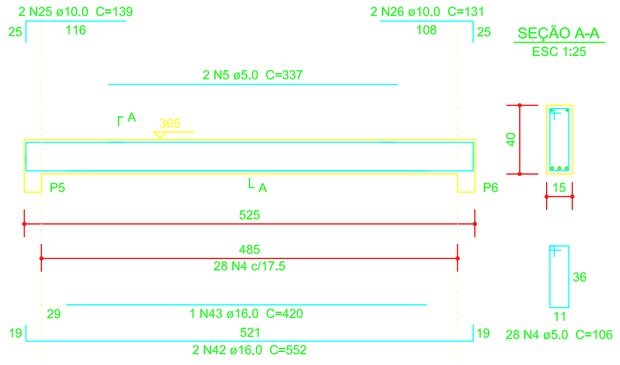

V4 (15/40)

ESC 1:50

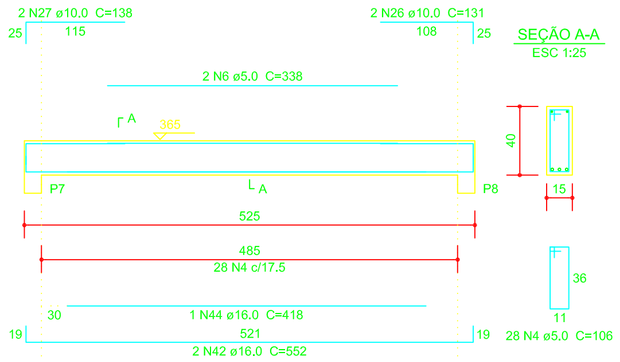

V5 (15/40)

ESC 1:50

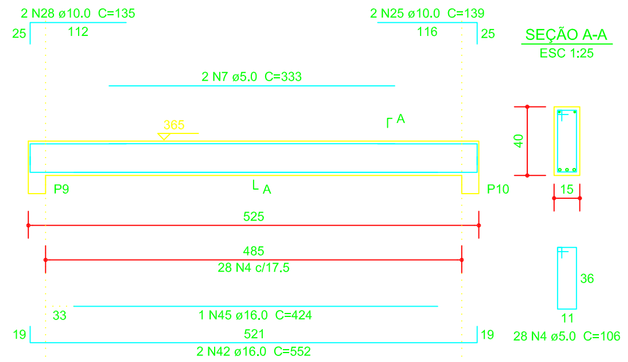

V6 (10/40)

ESC 1:50

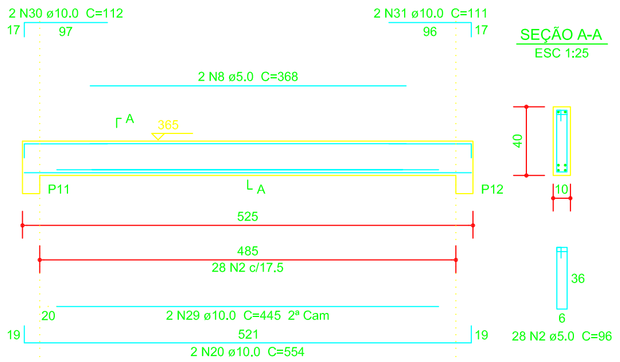

V7 (10/40)

ESC 1:50

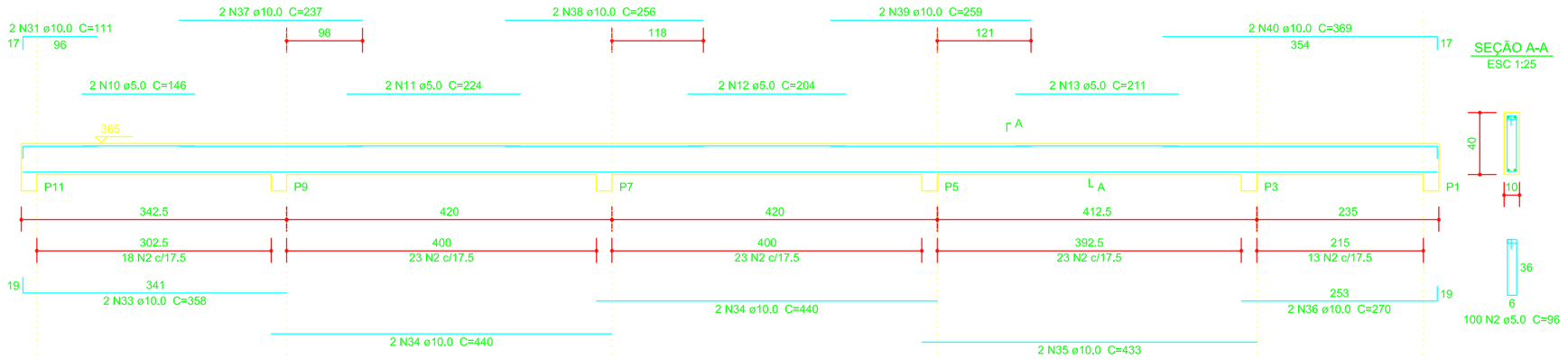

V8 (10/40)

ESC 1:50

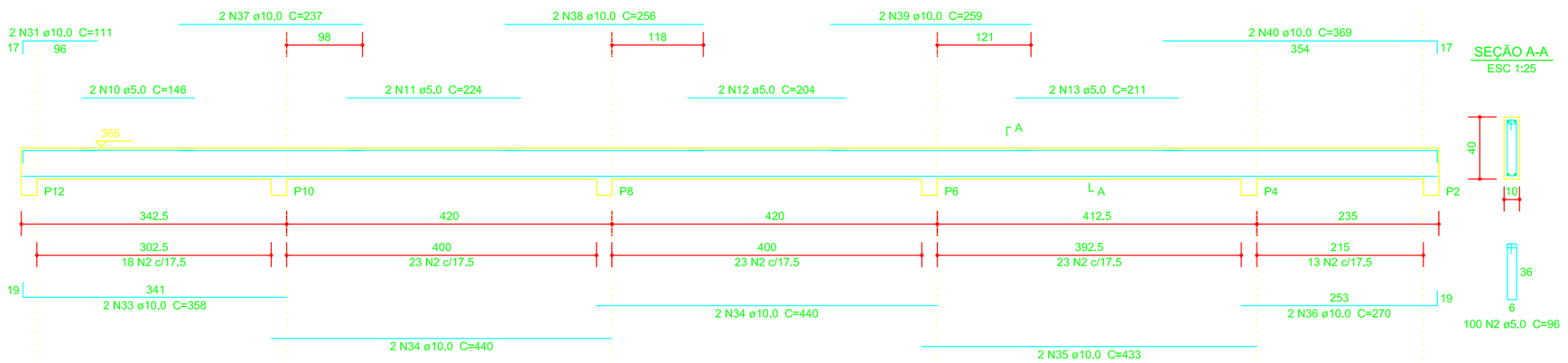

Cobertura - Armação das Lajes - Escala 1:50

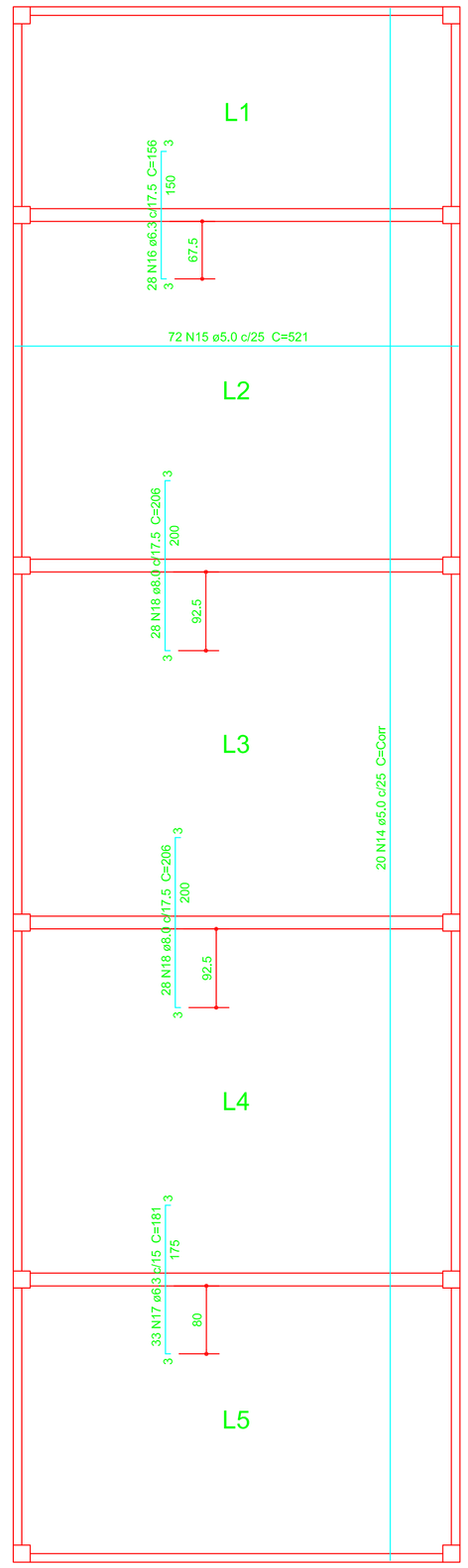

Relação do aço

AÇO	N	DIAM	Q	UNIT (cm)	C.TOTAL (cm)
CA60	1	5.0	2	386	772
	2	5.0	256	96	24576
	3	5.0	2	343	686
	4	5.0	112	106	11872
	5	5.0	2	337	674
	6	5.0	2	338	676
	7	5.0	2	333	666
	8	5.0	2	368	736
	9	5.0	348	76	26448
	10	5.0	4	146	584
	11	5.0	4	224	896
	12	5.0	4	204	816
	13	5.0	4	211	844
	14	5.0	20	Corr	37100
	15	5.0	72	521	37512
CA50	16	6.3	28	156	4368
	17	6.3	33	181	5973
	18	8.0	56	206	11536
	19	10.0	1	384	384
	20	10.0	4	554	2216
	21	10.0	2	103	206
	22	10.0	2	102	204
	23	10.0	2	130	260
	24	10.0	2	134	268
	25	10.0	4	139	556
	26	10.0	4	131	524
	27	10.0	2	138	276
	28	10.0	2	135	270
	29	10.0	2	445	890
	30	10.0	2	112	224
	31	10.0	6	111	666
	32	10.0	48	353	16944
	33	10.0	4	358	1432
	34	10.0	8	440	3520
	35	10.0	4	433	1732
	36	10.0	4	270	1080
	37	10.0	4	237	948
	38	10.0	4	256	1024
	39	10.0	4	259	1036
	40	10.0	4	369	1476
	41	16.0	1	414	414
	42	16.0	8	552	4416
	43	16.0	1	420	420
	44	16.0	1	418	418
	45	16.0	1	424	424

Resumo do aço

AÇO	DIAM	C.TOTAL (m)	PESO (kg)
CA50	6.3	103.5	25.3
	8.0	115.4	45.5
	10.0	361.4	222.8
	16.0	61	96.2
CA60	5.0	1448.7	223.2
PESO TOTAL			
CA50	389.8		
CA60	223.2		

Vol. de concreto total (C-20) = 8.4 m³
Área de forma total = 96.61 m²

NOTAS:

1 - CONCRETO fck ≥ 20 MPa.

2 - AÇOS CA50 E CA60.

3 - DIMENSÕES EM cm.

4 - ELEVAÇÕES EM cm.

P1=P2=P3=P4=P5=P6=P7=P8=P9=P10=P11=P12 (12X)

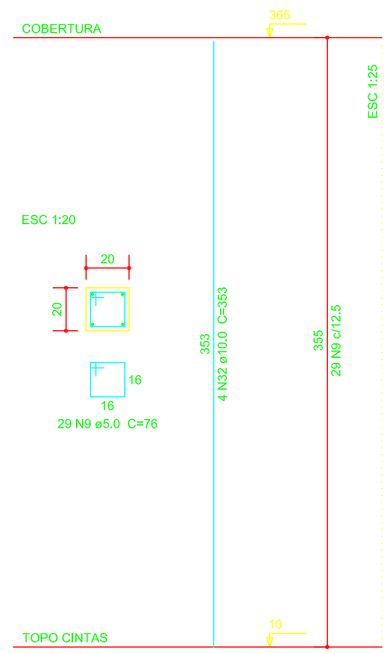

E:\30Geral Base Projetos Gd\24Proj Jotesse Subestçs Uenf\Auxiliar\Logo Jotesse.JPG

CLIENTE: UNIVERSIDADE ESTADUAL DO NORTE FLUMINENSE DARCY RIBEIRO

PROJETO: PROJETO ESTRUTURAL PARA SUBESTAÇÃO ABRIGADA 01
CAMPUS UENF - AVENIDA ALBERTO LAMEGO 2000
CAMPOS DOS GOYTACAZES - RJ.

ASSUNTO: ESTRUTURA - ARMAÇÃO DAS VIGAS E LAJES DA COBERTURA

ESCALA: INDICADA | DESENHO: EJRM

PROJETO: EJRM | DATA: JUNHO 2013

P- N°: XX/XX